

NEEDLES GEM & MINERAL CLUB



**PO Box 234
Needles, CA 92363**

Editor:
Sally Hayward
307-231-2239
928-768-7437

Blue Agate Newsletter On-line

<http://needlesgemmineralclub.blogspot.com>

Updated frequently

E-mail Sally with info:
rockhound.ngmc@gmail.com

NEXT CLUB MEETING

**January 16 at 6 PM PST
Needles Marina RV Park
Recreation Room
100 Marina Drive
Needles, CA**

**Usually 3rd Wednesday each
month Oct-May**

BOARD MEETING

30 minutes before Club
meeting each month

Blue Agate News

Volume 3, Issue 1

January 2008

January 2008 Meeting
Wednesday, January 16, 2008, 6 PM PST
Business Meeting
Welcome New Officers

Welcome New Members

Bernie and Kathy Sporre

The Blue Agate News is published monthly except June, July, August and September. Articles are requested to be to the editor by the **15th** of each month, preferably by email at rockhound.ngmc@gmail.com or call (928)453-0948. The Blue Agate News is also published via email - if you have internet, please share your address with the editor. This saves the club money and you will have the newsletter immediately. The Newsletter is in PDF format so it will be necessary to download Adobe Reader (free program) in order to view the newsletter. You can also view the newsletter on our Blog Blue Agate News Online <http://needlesgemmineralclub.blogspot.com>.

The Blog (Web Log) – **Blue Agate News Online** is free and can be updated frequently October through May. If you have information you want posted, please email it to Sally at the above email address or sign up to contribute directly to the blog.

NGMC INFORMATION YOU NEED TO KNOW

THE OBJECTIVES OF NGMC

To promote public interest in collecting and studying rocks and minerals.

To preserve and perpetuate the lapidary arts.

To provide field trips to obtain lapidary material and minerals for preservation and display.

To provide an opportunity for the purchase, exchange and exhibition of specimens and materials.

The **NGMC meets** the third Wednesday of each month from October through May at **6 PM Pacific Time** unless otherwise notified.

NGMC OFFICERS - 2008

- President: Barb Ballard 928-768-6335
- Vice President: Pat New 928-768-5640
- Treasurer: Ann Ferguson 928-768-7150
- Secretary: Sally Hayward 928-768-7437
- Past President: Corinne More 760-326-5005
- Auditor: Gisela New
- Sgt at Arms: Knox McCloy
- Field Trip Chair: Corinne More

Honorary Lifetime Members

- George Truit
- Norma Truit
- Myrna Givens
- Corinne More
- Tom More

* * * * *

Membership dues are payable at the November meeting and delinquent after January 1, 2008. Please send dues to the official Club address on the first page of this Newsletter, attention: Treasurer.

This Club is a member of the California Federation of Mineralogical Societies (**CFMS**) <http://www.cfmsinc.org/>.

- Membership per person: \$15.00 year
- Name Badge: \$3.50
- Field Trip Fee: \$1.00
- "No Badge" fine: 25¢

FIELD TRIP GUIDELINES - NGMC

Leader will state approximately how far, road conditions, and if 4WD is required when each field tripper signs in.

Each car is to keep the car behind in sight and STOP if the car is not in sight (unless otherwise stated by the leader).

Field trippers will notify the leader if they are hiking or driving to another site and their approximate return time.

Field trippers will notify the leader if they are leaving the group and sign out (with time).

Members wear name badges.

Handheld radios: stay on Channel 6



2008 Refreshment Schedule

January 2008 – Sally, Faith
February 2008 – Gisela, Corinne
March 2008 – Ann, Dinah, Carolyn
April 2008 – Barbara W, Ramona
May 2008 Season End Pot Luck
October 2008 – Barb Ballard
November 2007 – Sandy, Paula
December 2007 Christmas Pot Luck

Upcoming Field Trips & Events

January 18-20, we are planning an exploratory trip to Ludlow, led by Montie Hazen (who knows that area inside out). Come out for one day or all three days! Believe me; I'm going for all three days! Details will be on the Blog.

February 22, is the long awaited Bagdad Mine tour. We will depart Wikieup at the store/restaurant/motel (east side of Hwy 93) at 10 AM, Arizona time. Then on to the mine at 11 AM. Folks, don't miss this one.

March brings the Burro Creek three day trip. This will be led by Linda Chandler and Buck Wilburn. Stay tuned for updates!

And April brings McCracken Mine! Wonderful place! More information on that later.

Check the Blog often, as updates are posted when available.

**Cloud's 2008 Jamboree
Rock, Gem, Arts-Crafts & Mineral
Show at the
Avi Resort & Casino, Laughlin,
Nevada**

January 11, 2008 - January 20, 2008

(Some of the Vendor's are there now)

Things To Do In Quartzsite – 2008

January 1 - February 28 **Desert Gardens
7th Annual International Gem & Mineral Show**

January 4 - January 13 **Tyson Wells Rock & Gem
Show**
January 11 - January 31 **Main Event**

January 18 to January 23, 2008 **La-Z-Daze
Horseshoe Tournament**


January 18 - January 27 **Tyson Wells Sell-A-Rama**
January 19 - 27 **Sports Vacation & RV Show** (Big Tent)
January 30 - February 3 **Hobby Craft & Gem Show** (Big Tent)
January 23- 27 **43rd Annual Pow Wow**

February 4 - February 11 **Peddler's Faire** (Prospectors Panorama)
February 1 - February 10 **Tyson Wells Arts & Crafts**
February 2 & 3 **Rock & Roll Car Show** (Big Tent)
February 22- 24 **Blue Grass Festival at Tyson Wells**
February 24 **Chili Cook-Off & State Salsa Championship**



Field Trip Reports

Crestview Wash: On Saturday December 15, leaders Allan and Faith had us meet at Highway 95 and I-40 (West). Ten guests, 14 members, five "rock dogs" in 11 vehicles met for an absolutely perfect day. As Allan described the material we were looking for, he spun quite a legend about Otis T Walking Duck and his lost love. And Allan actually had a Petroglyph that he claimed had been carved by Otis - - well, according to Allan! Is seeing believing?



Otis T Walking Duck

We ventured into the wilds of Crestview Wash, and hunted for Barite and some Amethyst crystals. Had some lunch and enjoyed great homemade cookies provided by Sue Griffith. Thank Sue! Then on to Trembles place. It is a travesty what the BLM has done out there. Many, many shade trees have been cut down. There we hunted Petrified Palm Wood. A few lucky folks found some specimens.

In all, it was a gorgeous day spent with wonderful people.

Thanks Allan, Faith and Huck for leading such a great trip.



AN IDEAL CLUB MEMBER'S ALPHABET

- Always:** attend meeting
- Bring:** someone with you
- Communicate:** with others
- Develop:** mutual understanding and respect
- Enjoy:** the hobby and have fun
- Friendship:** cherish and nurture the valuable commodity
- Generosity, Goals, Gentleness:** use when needed
- Honesty:** use it regularly
- Ideas:** Share with other members
- Jealousy:** avoid like the plague
- Knowledge:** help promote it
- Labor:** donate when and where needed
- Mistakes:** correct yours and overlook others
- Nonsense:** use frequently - breaks monotony
- Order:** help maintain at all meetings
- Patience:** develop as much as possible
- Quarrels:** never indulge. They serve no good purpose
- Rocks:** study, hunt, collect, work, polish, build with them
- Share:** your talents, energy and knowledge with others
- Talent:** use and improve as much as possible
- United:** help the club stay that way
- Value:** friends, members, yourself and the organization
- Work:** an important ingredient, be willing to help carry the load
- X-rate:** all gossip, malice, petty peevs and negative attitudes
- Yesterday:** leave it where it belongs - in the past
- Zeal:** be generous with it, encourage others to do likewise

Source: Quarry Quips 4/2003 via The Calgary Lapidary Journal, 5/2005

Good old **Elmer's Glue mixed 50/50 with warm water** works wonders at maintaining that "wet look" on all types of materials, including most shells. Just brush it on and let it dry- if it gets dusty or dulled simply soak it in warm water and reapply. I learned this technique from one of my mentors when I wanted to display some petrified wood that looked great when wet but looked like a plain old rock dry.

From Clyde Gilbert Oct 24, 2007
 Rock_Collecting_and_Field_Trips@yahoo.com

If you have **sore hands from hard rock mining**, soak them in warm vinegar water and the swelling and soreness will disappear.

*From Leo Lueet in **GI Nugget** via **Moroks** 04/00*

Tumbling Tips for Apache Tears

When attempting to polish apache tears, here are some methods to try:

1) In steps 3 and 4, add corn syrup to the load to slow down the action. This thickens the slurry and will keep the stones from scratching themselves.

2) Use cerium oxide as a polish, and use it with oatmeal. Let it go for several weeks. DO NOT add water with this method. Polish dry.

3) Use a vibrating polisher. These type polishers do not have the harsh action a rotary polisher does.

From Rockpile Legend Co.

www.rocks4u.com/lapidaryhint.htm

Tarnish prevention

Tarnish is caused by sulfur gases in the air. Chalk is a natural absorber of sulfur, so place sticks of chalk (blackboard chalk) in your cases, jewelry boxes, jewelry drawer or just around your jewelry.

From Rockpile Legend Co.

www.rocks4u.com/lapidaryhint.htm

Ivory Care

Do not put ivory in the dark. It is one substance that needs light. If it has started to yellow, take a 1/2 lemon and rub it in some salt, then rub it over the ivory object. The lemon will work on the yellow discoloration. After it is dry, dampen a soft cloth with lukewarm water and rub the ivory piece to give it a bright finish.

*From **The Pegmatite** via **The Petrified Log**, 03/00*

Untangle Chains

A fine chain can be very frustrating when it knots. Put a drop of salad oil on a piece of waxed paper. Lay the knot in the oil and pick at it with two straight pins. It should come apart.

*From **Back Benders Gazette** via **The Petrified Log**, 03/00*

Polishing Jasper

Jasper is much more troublesome to polish than agate because many varieties are "earthy" and porous and others contain hematite, which in itself is difficult to polish. If you are on a field trip, a good way to test jasper is to wet it. If it absorbs the water and dries rapidly, throw it away. It will not polish. If it stays wet and does not dry right away, it contains a high amount of chalcedony and will take a good polish. Most jaspers polish well on leather with Linde A, but good results can be obtained with tin oxide on either leather or felt. Always remember that a good fine sanding job is the secret of good polishing.

Keep a log in your shop. Document your techniques and inspirations. You will come up with a journal full of useful tips, and maybe even an educational article or two.

*From **The Rock Bag** via **Moroks**, 11/07*

A Lapidary Lament

With extra care, I chose the stone; I sawed, preformed and dopped it. Next I sanded it to mirror sheen, and then, by dang, I dropped it!

*From **Rock Chip Reporter**, 09/93, via **Moroks**, 04/00*

WYOMING DIAMONDS

DiamonEx Limited, of Brisbane, Australia, has acquired Kimberlite pipes in the Wyoming Craton after engaging Dan Hausel as a consultant. DiamonEx has acquired more than 1000 acres of prospective diamond properties in the State Line and adjacent Happy Jack districts and has identified more than 150 prospective targets in the region where the company will undertake exploration with a view to making new kimberlite discoveries. Managing Director, Dan O'Neill, said that DaimonEx will proceed immediately to a program which will provide bulk samples that will be evaluated for grade. In addition to the U.S. acquisition, they have purchased the Lerala Mine in Botswana. They also have an option to purchase the mineral rights to 160 acres of kimberlite pipes in the State Line district of northern Colorado.

Source: Jade State News, Dec 2007

From our Members

Sally, here are some books I think our members might like that I found at the Needles library:

Ghosts of the Adobe Walls by N. Murbarger. Lots of info on nearby mines. 917.9

Guide to Historic Route 66 in CA 917.94D


Hiker's Guide to CA Native Places by Salcedo 917.94S Includes many short and easy walks including the Mojave Desert

California Desert Byways 68 Backcountry Drives by T. Huegel 917.949

There are **3 series of books on trails and drives in the Mojave Desert** between call letters 917.9495C to 917.9495R.

All call letters are in the Needles Library.

Dinah Utah




"I heard some disturbing news.
It seems the world is going wireless."

Annals of the Former World

Published by Farrar, Straus and Giroux
June 2000; 696 pages; 0-374-51873-4
\$18.00US; Paperback

Also available in hardcover:



June 1998; 696 pages; 0-374-10520-0; \$35.00US

Twenty years ago, when John McPhee began his journeys back and forth across the United States, he planned to describe a cross-section of North America at about the fortieth parallel and, in the process, come to an understanding not only of the science but of the style of the geologists he traveled with. The structural arrangement of the work never changed, but its breadth caused him to complete it in stages, under the overall title *Annals of the Former World*.

In *Basin and Range*, McPhee traverses the Basin and Range province, from Utah to eastern California, accompanied by Kenneth S. Deffeyes, a professor of geology who has done extensive field work in Nevada. In *Suspect Terrain*, it follows McPhee from the outwash plains of Brooklyn to Indiana's drifted diamonds and gold, in the company of the United States Geological Survey's Anita Harris, a Brooklyn native. In *Rising from the Plains*, he rides across Wyoming with David Love, a field geologist with a family history on the frontier and an unsurpassed understanding of Western geology. *Assembling California* takes McPhee across the Sierra Nevada and the Great Central Valley to the wine country of the Coast Ranges, the rock of San Francisco, and the San Andreas family of faults, with tectonicist Eldridge Moores as guide. In *Crossing the Craton*, a new and final essay and the last link in the cross-country chain, he and Randy Van Schmus, a geochronologist, explore the midcontinent's Precambrian basement.

Like the terrain it covers, *Annals of the Former World* tells a many-layered tale, and the reader may choose one of many paths through it, guided by twenty-five new maps and the "Narrative Table of Contents" (an essay outlining the history and structure of the project). Read sequentially, the book is an organic succession of set pieces, flashbacks, biographical sketches, and histories of the

human and lithic kind; approached systematically, it can be a North American geology primer, an exploration of plate tectonics, or a study of geologic time and the development of the time scale. As clearly and succinctly written as it is profoundly informed, this is our finest popular survey of geology, and a masterpiece of modern nonfiction writing.

Source <http://www.johnmcphee.com/annals.htm>

Our Christmas Party and Business Meeting, December 19 was a huge success. Many thanks to everyone who pitched in to help! The new Officers for 2008 were elected and all other business postponed until the January Business Meeting.

Check out the **CFMS Website**
<http://www.cfmsinc.org>.

The CFMS Website was updated to Year 2008 in early December. Federation/Club Officers, Committee Chairs and Members should check out the site to see that their club, show, email, etc. information is correct. Your input is the only way the site can be corrected.

New Blue Agate News Editor

The Blue Agate News has a new Editor starting with the February 2008 issue. Barbara Wiggins has volunteered to do this job. I'm sure you ALL will give her your support! And this out-going Editor thanks her VERY much! You will still see me updating the Blog as events happen.



Thanks for all the hard work Frank!



Another great field trip!



A future rock puppy!

Buy, Sell or Trade

Your Ad could be here!

BLUE AGATE NEWS
NEEDLES GEM & MINERAL CLUB
PO BOX 234
NEEDLES, CA 92363-0234



Please send Exchange Bulletins to the address above
Or email to rockhound.ngmc@gmail.com



WYOAQHA photo '07