



Important!

Audi

Please give copies to
all your Audi Technicians

Technical Bulletin

Subject: Trim Panels, Rattle

Group: 70

Number: 05-02

Model(s): A6

2005 ► (see VINs Below)

Date: Jun. 9, 2005

Condition

Defrost grill trim has loose holding clips.

Left and right side cover trim creaking against dash panel.

Gap between defrost trim grill and windshield is too small.

Production

Holding clips for defrost trim grill improved after VIN: 4F_5N003525.


Side covers for dash panel improved after VIN: 4F_5N060000.

Installation of felt strip on right side of defrost trim grill (size 20mm x 20mm x 6mm) after VIN: 4F_5N062705.

Service

Below VIN: 4F_5N003525:

- ◀ - Secure all holding clips to defrost grill trim with hot glue (see illustration).
- Verify position of Glove box door.






Important!

Audi


Please give copies to
all your Audi Technicians

Technical Bulletin



Below VIN: 4F_5N060000:

- ◀ – Install two felt strips as shown (see illustration).
- Apply Teflon spray to holding clips.



Below VIN: 4F_5N062705:

- ◀ – Install foam block Part No: 443 201 365B (size 20mm x 20mm x 6mm) to right side of defrost trim grill as shown.

When procedure applies to vehicles within the New Vehicle Limited Warranty, use the following:

Claim Type:	W2
Part Identifier:	7018
Damage Code:	7018 18 000 1
Labor Operation:	7018 2400 100TU
Diagnostic Time:	No Diagnostic Time Allowed

Claim comment:Input "As per Technical Bulletin A700502" in comment section of Warranty Claim.