



B33M3R made it...

ajbeamish@hotmail.com
http://b33m3r.spaces.live.com/

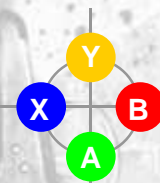
LT Use Thrown Weapon
hold to charge

RT Draw Weapon / Fire Weapon



Quickdraw Mode

Melee Attack
Rear Up / Skid Attack




Crouch
Spur / Gallop

Jump




Pause

Use Flask



Holster Gun
Scalp Enemy



Switch Weapons



Hold & use directional
to select other weapons



Action / Grab / Talk
Mount / Dismount Horse

Advanced Controls:

Roll Maneuver: hold left thumb **←** or **→** and then quickly double-tap the **B** button.

Grabbing opponents: When standing next to an injured or unsuspecting enemy, press the White button to grab your opponent and use them as a shield. Execute him by pressing the **X** button. In Bounty Hunter mission, you can subdue the hostages by pressing the **X** button.

Quickdraw: tap the left thumb **←** or **→** to auto-target next enemy.

Scalping: When standing over a dying enemy, you can scalp your opponent. Hold **↓** on the directional pad, then press the White button.

Legal: This control reference sheet was created by AJ Beamish. AJ Beamish is in no way affiliated with the developer or publisher of this game. All likeness, logos, and trademarks are the property of their respective companies and have been used here for aesthetic purpose only. AJ Beamish has created this "cheat sheet" for his personal game library and will not do "requests". If you would like to use/distribute this document on your site please contact ajbeamish@hotmail.com for permission. Thank you for your interest and remember... Don't feed the fish! --- TURN OFF PAGE SCALING BEFORE PRINTING

