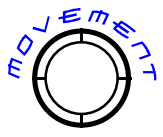


SPRINT
LT

LT+RT—Web Zip

WEB SWING
RT

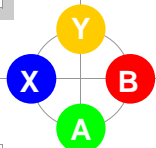
Hold to Web Tie
+LT to Impact Web
+Left Thumb to yank
Use to reel in civilians
Y + B to Grapple Thugs



Use X & Y for Combat Combos

WEB

ATTACH ACTION



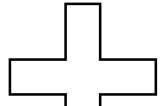
ATTACH TO WALL
DODGE Follow a successful dodge with an X to counter-attack

X, A—Escape
X, A, X—Air Kick

JUMP

Hold to charge jump

SPIDER REFLEXES



CAMERA LOCK ON

MAP



PAUSE



SPIDER REFLEXES
RE-CENTER CAMERA



Combat Move	How to
Counter Web Slam	B, Y
Counter Web Hammer	B, Left, Y
Right Dodge	B, Right
Counter Impact Web	B, Right, Y
Web Hanger	X, X, Y, A
Rising Knee Kick	X, Y, A
Yank Behind	X, Y, B
Earth Breaker Punch	Y, X, A
Level 3 Air Combo	X, X, X (in air)
Launch Kick	B, X, Y

Combat Move	How to
Dizzy Strike	X, X, B
Multi Web Hammer	X, X, Y, Y, Y, Y, Y, Y
The Hero Punch	X (charge jump)
Interceptor Kick	Y, X, Y, X
Jaw Launcher	X, X, A (SpideyReflex)
Air Pile Driver	Y, B, B (in air)
Double Heel Kick	X, X, B, X
Stair Steps Kicks Combo	X, X, A, X, X, X (SpideyReflex)
Super Web	Y, X, Y, Y
Whirlwind Kick	B, X, X
Air Web Slam	Y, B, Y (in air)

Not all combat moves have been listed
GoTo Pause > Status > Combat Upgrades
for a complete list of Combat Combos