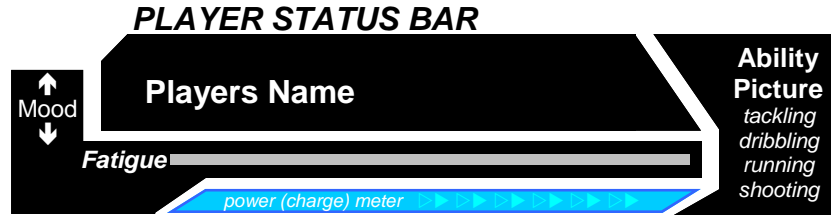




UEFA Euro 2004 PORTUGAL



Modify Controls
[+LT]

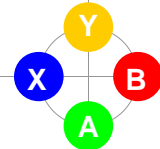
SPRINT

GOALKEEPER
 A.....Throw
 X or B.....High kick
 Y.....Drop ball
Penalty Shots
 Left Thumb.....Dive

Through Pass (on ground)
 [+LT] Through Pass (lobbed) (hold to charge)
 Keeper Charge

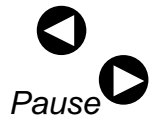


Lob / Cross (hold to charge)
 [+LT] Manual Pass (hold to charge)
 Sliding Tackle



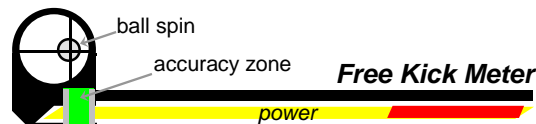
Shot / Header / Volley (hold to charge)
 [+LT] Chip Shot (hold to charge)
 Tackle

Pass / Header
 [+LT] Manual Pass (hold to charge)
 Switch Player



Fake Shot
 [+LT] In-Game Management
 Off the Ball Running

Off The Ball Running: Activate option to control another player with the right thumb while still retaining control of the ball carrier with the left thumb. Switch between 3 possible players / receivers by tapping [LT]



B33M3R made it...

ajbeamish@hotmail.com
http://b33m3r.spaces.live.com/

Legal: This control reference sheet was created by AJ Beamish. AJ Beamish is in no way affiliated with the developer or publisher of this game. All likenesses, logos, and trademarks are the property of their respective companies and have been used here for aesthetic purpose only. AJ Beamish has created this "cheat sheet" for his personal game library and will not do "requests". If you would like to use/distribute this document on your site please contact ajbeamish@hotmail.com for permission. Thank you for your interest and remember... Don't feed the fish! Thanks to DarkTyrant-tart's strategy FAQ @ ign.

UEFA *Emro* 2004 PORTUGAL



COMPLETE CONTROLS LIST

MENU CONTROLS

Highlight menu items..... Left Thumbstick
Select/Go to next screen..... A Button
Cancel/Return to previous screen..... B Button

GENERAL GAMEPLAY

Move Player..... Left Thumbstick
Sprint..... Pull + hold Right Trigger
Activate In-game management..... Pull + hold Left + Black
Pause game..... Start Button

OFFENSIVE (WITH BALL)

Pass/Header..... A Button
Manual Pass..... A Button + Left Trigger
Shot/Header/Volley..... B Button
Chip Shot..... B Button + Left Trigger
Fake Shot..... Black Button
Lob/Cross..... X Button
Early Cross..... X Button + Left Trigger
Through pass (on ground)..... Y Button
Through pass (lobbed)..... Y Button + Left Trigger
Skill moves..... Right Thumbstick

DEFENSIVE (WITHOUT BALL)

Switch Player..... A Button
Tackle..... B Button
Sliding Tackle..... X Button
Keeper Charge..... Y Button

GOALKEEPER IN POSSESSION

Move/Aim kick or throw..... Left Thumbstick
Throw..... A Button
High Kick..... X or B Button
Drop the Ball..... Y Button

TAKING A THROW-IN

Aim..... Left Thumbstick
Throw..... X/B/A Button

TAKING A PENALTY

Aim shot..... Left Trigger
Shoot..... B Button (hold to increase power)

DEFENDING A PENALTY

Goal Keeper Dive..... Left Thumbstick

TIPS & TRICKS FROM DarkTyranitar18

TACTICS

Possession
Keep the ball by passing it around and try to lure out the defenders or mess up their formation to provide spaces for your shot.

Wing Play
Provides your team more spaces at the sides and allows your wingers to dribble down them and cross the ball. These tactics are widely seen in EPL and usually score header goals.

Long Balls
Your forwards stay more up field so when your defenders clear the ball from your side, the forwards have a better chance of receiving it, giving you a big advantage as there are only a few defenders to get past.

TIPS

Tactics is important— Play with the tactic you set. The tactic will actually ease your team's movement and attacking style. Most importantly, choose a tactic that suits your style.

Passing is the key— Pass often. Passing often provides space for your players to move and score. Pass often but pass intelligently. Pass to unmarked players only. Using through passes and lobbed through passes is very useful, but make sure you use it wisely.

Slow down— Never ever sprint towards a defender, you will lose your possession.

Shoot smartly— Shoot from of a different angle of your run. This will result in a goal if the shooter's skill is high.

Stay calm— Never rush your CB out of his position to tackle a ball unless he is very near you or you have no other choice. Always try to take control of a midfielder and rush back for the ball. If there are no forwards on the side, then you may rush the RB or LB towards the ball.

Let go of that D— Don't always depend on D, conservative tackle in other words, because you may easily be fooled by your opponent with just a simple turn.