

Poecilotheria SIMON 1885

Pictorial key using ventral leg patterns

All copyrights included Sr on Rahn 2003

Not included:

Poecilotheria vittata
POCOCK 1895
India

Poecilotheria uniformis
STRAND 1913
Sri Lanka

Poecilotheria sp.
hanumavillosa
KIRK In prep.
India

In synonymy:

P. bara = *P. subfusca*
P. gadgili = *P. regalis*
P. pococki = *P. smithi*

P. metallica
POCOCK 1899
India

P. subfusca
POCOCK 1895
Sri Lanka

P. smithi
KIRK 1996
Sri Lanka

P. miranda
POCOCK 1900
India

P. rufilata
POCOCK 1899
India

P. ornata
POCOCK 1899
Sri Lanka

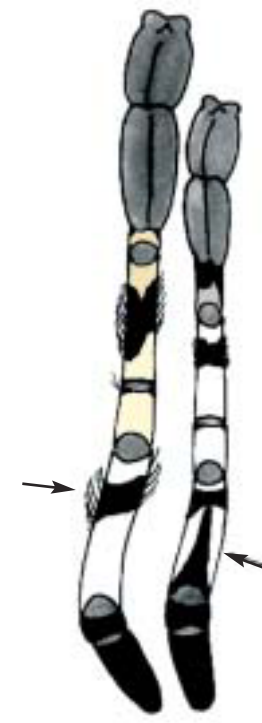

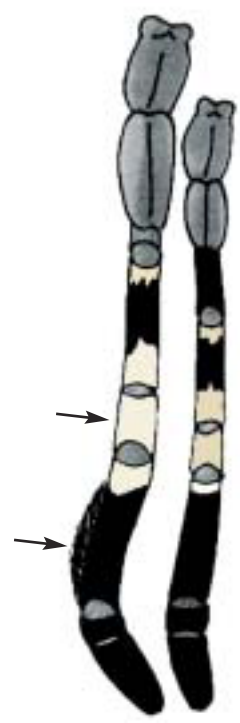
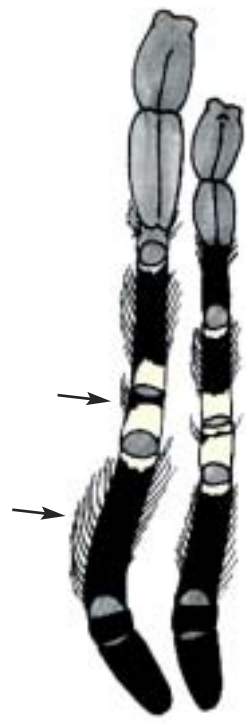
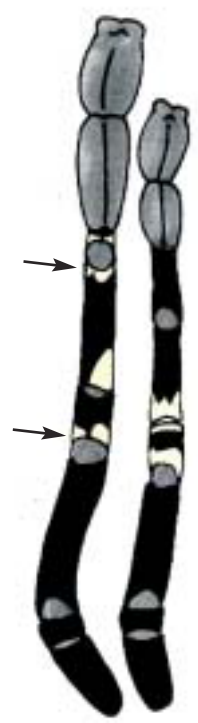
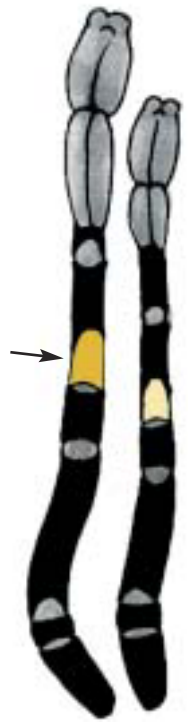
P. striata
POCOCK 1895
India

P. regalis
POCOCK 1899
India

P. formosa
POCOCK 1899
India

P. pedersenii
KIRK 2001
Sri Lanka

P. fasciata
(LATRILLE 1804)
Sri Lanka



Ventral leg pattern
Leg I & Leg IV

Ventral leg pattern
Leg I & Leg IV

Ventral leg pattern
Leg I & Leg IV

Ventral leg pattern
Leg I & Leg IV

Ventral leg pattern
Leg I & Leg IV

Ventral leg pattern
Leg I & Leg IV

Ventral leg pattern
Leg I & Leg IV

Ventral leg pattern
Leg I & Leg IV

Ventral leg pattern
Leg I & Leg IV

Ventral leg pattern
Leg I & Leg IV

Ventral leg pattern
Leg I & Leg IV

NOTE:
All legs iridescent blue dorsally and ventrally. Ventrally uniformly colored except for distinct yellow/orange spot proximally on tibia

NOTE:
Prominent white istarburst pattern around fovea. Ventral patterns very similar to that of *P. metallica* but with two white spots proximally on patella and metatarsus and a white spot distally on tibia.

NOTE:
Prominent brushes on femurs. Ventrally very similar to *P. miranda* but has dark banding on patella.

NOTE:
entirely white patella both dorsally and ventrally. Prominent brushes on femurs.

NOTE:
Dark band on femur I very broad covering more than 2/3 of the entire distance of the segment. Femurs of palp and leg I ventrally with strong blue iridescence. White spot proximally on femur IV.

NOTE:
Ventrally very similar to *P. rufilata*, but has no blue iridescence on the femurs of palp or leg I and dark band on femur I not as broad as in *P. rufilata*. White spot proximally on femur IV.

NOTE:
Very similar to *P. regalis*. Only differing in that adults has no light proximal ventral abdominal bands. Juveniles has light band present. Prominent brushes on femurs.

NOTE:
Prominent light ventral abdominal band proximally in juveniles and adults. Prominent brushes on femurs.

NOTE:
Width of leg banding almost equal. Distance between bands almost equal. Distal band on femur IV almost absent

NOTE:
Very prominent dark triangular stripe ventrally on femur of leg IV. Prominent brushes on femurs.

NOTE:
Very narrow dark band on femur. Especially on leg IV.