



# HYUNDAI Technical Service Bulletin

Group	CAMPAIGN
Number	09-01-009
Date	MARCH, 2009
Model	2010 GENESIS COUPE (BK)

Subject  
**HIGH MOUNTED STOP LAMP MOUNTING SCREWS REPLACEMENT (CAMPAIGN T84)**

<b>CIRCULATE TO:</b>	<input type="checkbox"/> GENERAL MANAGER	<input checked="" type="checkbox"/> PARTS MANAGER	<input checked="" type="checkbox"/> TECHNICIAN
<input checked="" type="checkbox"/> SERVICE ADVISOR	<input checked="" type="checkbox"/> SERVICE MANAGER	<input checked="" type="checkbox"/> WARRANTY MGR	<input type="checkbox"/> SALES MANAGER

**IMPORTANT: THIS IS FOR DEALER STOCK VEHICLES ONLY.**

**IMPORTANT: DEALERS MUST PERFORM THIS CAMPAIGN ON ALL AFFECTED VEHICLES PRIOR TO CUSTOMER RETAIL DELIVERY. ACCESS HYUNDAI MOTOR AMERICA’S “WARRANTY VEHICLE INFORMATION” SCREEN VIA WEBDCS TO IDENTIFY OPEN CAMPAIGNS.**

**DESCRIPTION:**


On some Genesis Coupe (BK) vehicles, replace the **high mounted** stop lamp screws.

**AFFECTED VEHICLES:**

Model: GENESIS COUPE(BK) equipped with a rear spoiler.

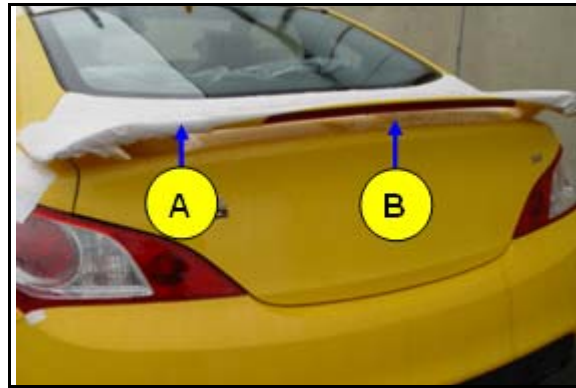
Applicable vehicle production date range: December 18, 2008 to March 02, 2009

**PARTS REQUIRED:**

PART NAME	PART NUMBER (12493-04107BQQH)	Quantity
Tapping Screw		5


## SERVICE PROCEDURE

1. Locate the high mounted stop lamp on the rear spoiler (A).



2. Replace 5 mounting screws (C~G) with new ones in alphabetical order, from C to G.

3. Inspect the high mounted stop lamp for proper fit and operation.



## WARRANTY INFORMATION:

OP CODE	OPERATION	OP TIME
90B017R1	H.M.S.L. Mounting Screws Replacement	0.2 M/H

**NOTE: Submit claim on Campaign Entry Screen.**